

**Jersey Charity Commissioner**  
**Registered Charities Data**  
**2025**

# The Jersey charity sector 2025 at a glance

Total charity assets we regulate

charity cash & assets held

**£2.25bn**

(£2.25bn in 2024)



charity spend

**£212m**

(£221m in 2024)

**500**

charities on the register  
(487 in 2024)

**33**


applications to register  
as a charity  
(20 in 2024)

**13**

charities registered during the  
year (13 in 2024)

**13**

charities removed from  
the register  
(7 in 2024)



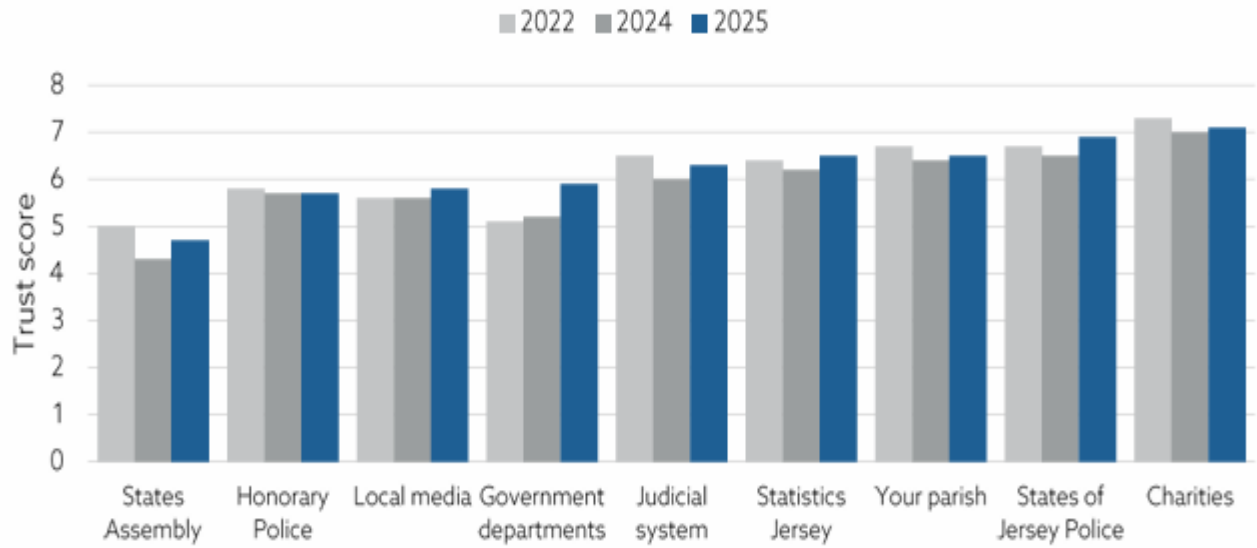
Office of the Charity  
Commissioner  
Expenditure

**£0.247m**

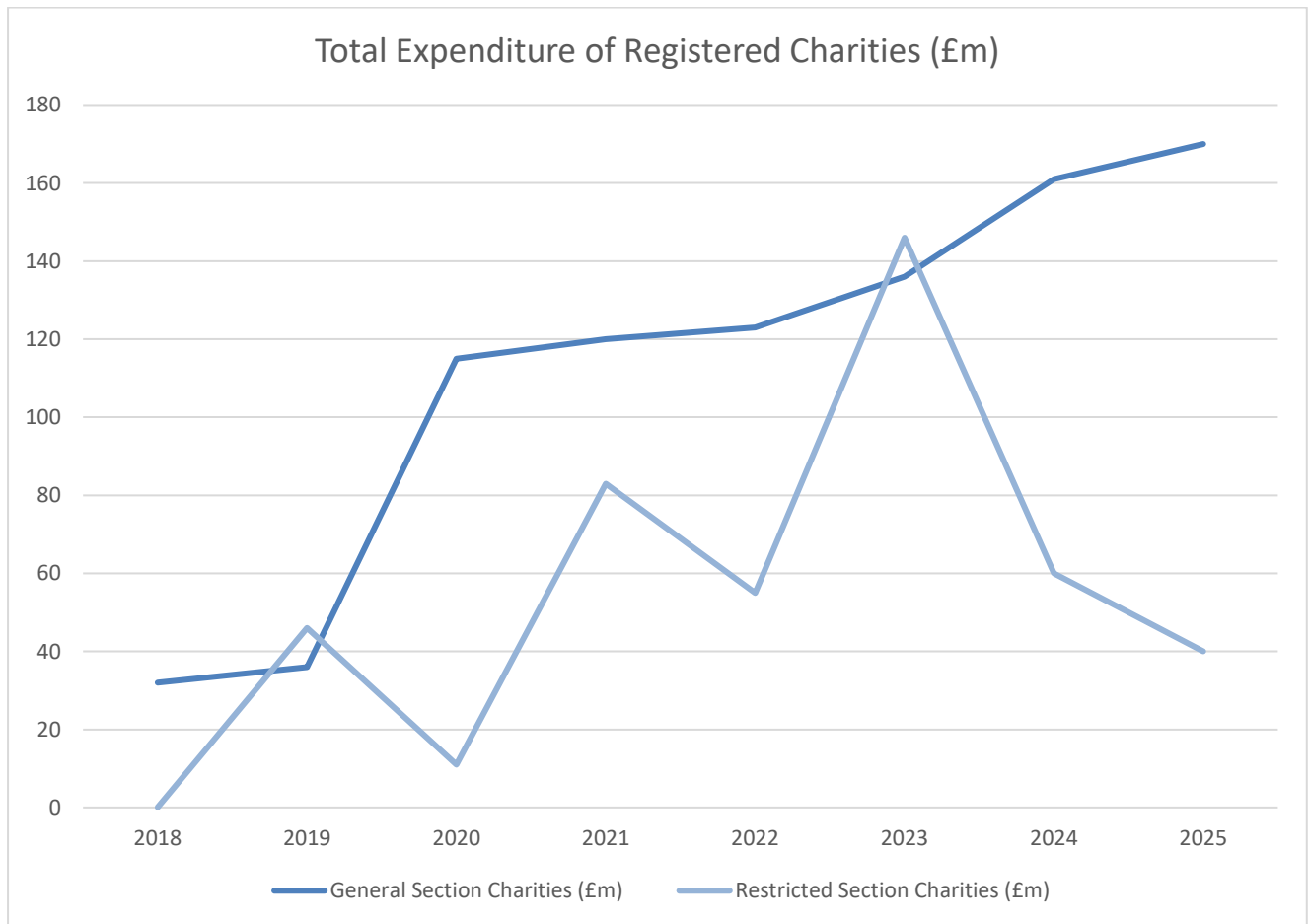
(0.261m in 2024)

## 1. 2025 Key Facts (as at 31 December 2025)

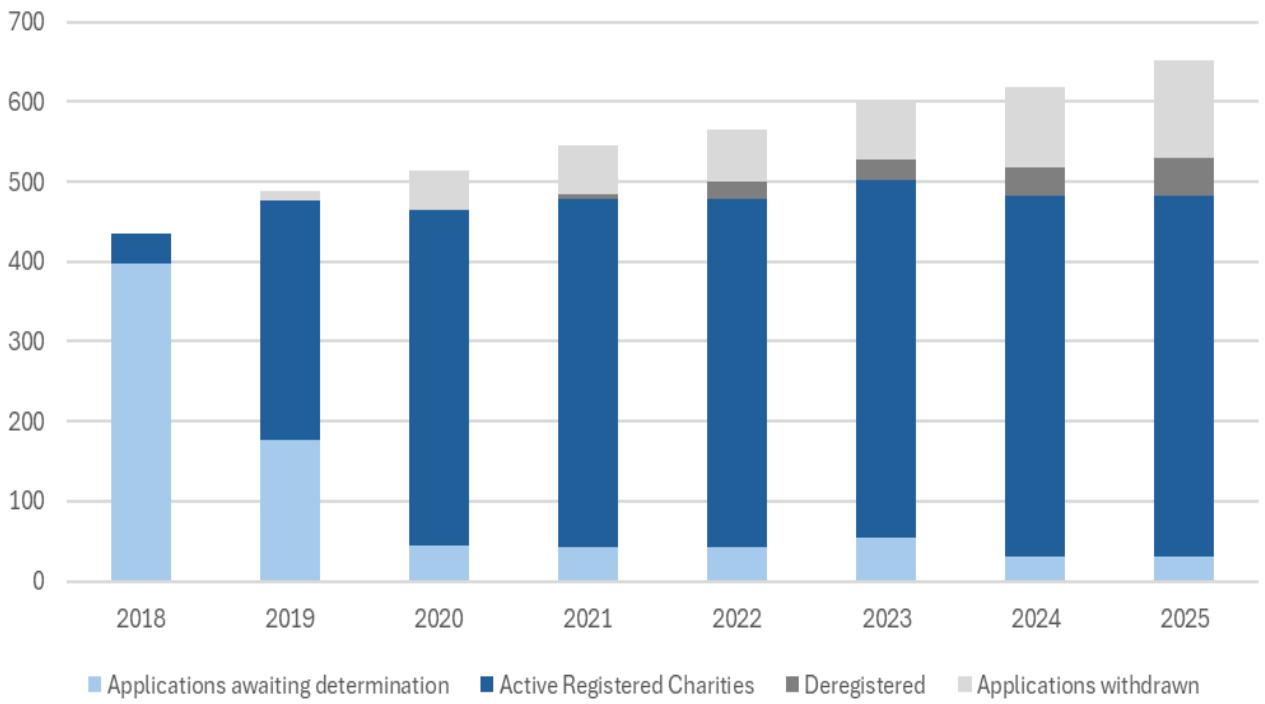
- 500 charities on the register: 430 (86%) in the general section, 23 (5%) in the restricted section and 47 (9%) in the historic section (2024: 487 general, 27 restricted, 34 historic)
- 13 charities registered during the year (2024: 13)
- 397 annual returns filed and validated during the year (2024: 412)
- 20 applications for registration withdrawn without determination (2024: 31; since inception in 2018: 121)
- 13 deregistrations in 2025 (2024: 7)
- no negative determinations of applications for registration, and no appeals to the Charity Tribunal (2018-2025: 0)
- estimated total assets of Jersey registered charities around £2.25 billion (2024: £2.25 billion). (Excludes 'hard to value' immoveables such as public buildings, artworks or museum pieces.)
- median assets of Jersey registered charities (liquid funds, investments and valued assets) about £55,000; average assets around £4.5 million (2024: £64,000 and £4.6 million)
- estimated current spending of Jersey registered charities in 2025 of the order of £212 million (2024: £221 million). This includes spending by charities whose purpose is to give to other charities so there is some double counting
- median current spending of registered charities in 2025 about £27,000 and average spending about £424,000 (2024: £26,000 and £454,000)
- running costs of the Office £0.247 million (2024: £0.261 million), financed from the Jersey Reclaim Fund established under the Dormant Bank Accounts Law 2017



Average trust in institutions (1 to 10) over time  
 Jersey Opinions & Lifestyle Survey 2025 Statistics Jersey



# Jersey Registered Charities



	<b>2025</b>	2024	2023
<i>Number of applications received in year</i>	<b>33</b>	20	33
<i>Total number of applications received by year end</i>	<b>651</b>	618	598
<i>Number of charities registered in year</i>	<b>13</b>	13	17
<i>Total number of charities registered by year end</i>	<b>500</b>	487	474
<i>Number of applications awaiting determination</i>	<b>30</b>	30	54
<i>Total number of applications withdrawn</i>	<b>121</b>	101	70
<i>Total number of charities registered in General Section</i>	<b>430</b>	426	420
<i>Total number of charities registered in Restricted Section</i>	<b>23</b>	27	27
<i>Total number of charities registered in Historic Section</i>	<b>47</b>	34	27
<i>Total number of applications rejected</i>	<b>0</b>	0	0

	<b>2025</b>	2024	2023
<i>Returns filed and approved in year</i>	<b>397</b>	412	402
<i>Total number of Annual Returns filed and approved by year end</i>	<b>2176</b>	1779	1367
<i>Number of Required Steps Notices Served on Registered Charities</i>	<b>0</b>	0	1

## 2025 Expenditure

Cost	Actual 2025	Actual 2024	Actual 2023	Comments
Charity Commissioner staffing costs including -  1 full time Executive Officer 1 Administration Officer (full time from 1 August 2025)  Charity Commissioner  training	<b>£220,634.32</b>	£223,297	£176,877	Policy Apprentice seconded to Office from September 2023 to September 2024.
Office Premises including rates, stationery, cleaning, utilities etc.	<b>£22,680</b>	£22,680	£27,355	Serviced premises includes cleaning, electricity, photocopying and telephone costs.
Miscellaneous Overheads	<b>£1,670.29</b>	£1,019	£109	
Register and Website costs including annual charges, licences and support	<b>£13,769.20</b>	£13,663	£31,874	
<b>Total</b>	<b>£258,753.91</b> Less £11,340 as credit	£260,659	£236,216	
<b>Grand Total</b>	<b>£247,413.81</b>			

## 2. Data about registered charities

[current aggregate position in 2025 column]

	2025	2024	2023
Cost of the Commissioner's Office	<b>£0.247m</b>	£0.261m	£0.236m
Indicative total value of assets held (all registered charities)	<b>£2,245m</b>	£2,257m	£2,214m
Indicative total value of assets held (Restricted Section)	<b>£1,745m</b>	£1,784m	£1,845m
Indicative total value of assets held (General Section)	<b>£499.5m</b>	£473.3m	£368m
Indicative average value of assets held per charity (all charities)	<b>£4.5m</b>	£4.6m	£4.6m
Indicative average value of assets held per charity (Restricted Section)	<b>£75.8m</b>	£66.1m	£68.3m
Indicative average value of assets held (General Section)	<b>£1.1m</b>	£1.1m	£0.87m
Indicative median value of assets held (all registered charities)	<b>£58k</b>	£64k	£59k
Indicative median expenditure (all registered charities)	<b>£37K</b>	£26k	£33k

Indicative total expenditure (all registered charities)	<b>£210m</b>	£221m	£282m
Indicative total expenditure (Restricted Section)	<b>£40m</b>	£60m	£146m
Indicative total expenditure (General Section)	<b>£170m</b>	£161m	£136m
Indicative average expenditure (all charities)	<b>£0.4m</b>	£0.5m	£0.6m
Indicative average expenditure (Restricted Section)	<b>£1.8m</b>	£2.2m	£5.4m
Indicative average expenditure (General Section)	<b>£0.4m</b>	£0.4m	£0.3m
Number of charities registered by statutory charitable purpose <sup>1</sup>	<b>2025</b>	2024	2023
(a) prevention or relief of poverty	<b>49</b>	49	48
(b) advancement of education	<b>95</b>	94	95
(c) advancement of religion	<b>89</b>	87	86
(d) advancement of health	<b>67</b>	67	67

<sup>1</sup> It is common for charities to be registered with more than one charitable purpose

(e) saving of lives	<b>17</b>	18	17
(f) advancement of citizenship or community development	<b>101</b>	99	96
(g) advancement of the arts, heritage, culture or science	<b>51</b>	47	46
(h) advancement of public participation in sport	<b>40</b>	35	29
(i) provision of recreational facilities for improving the conditions of life for those for whom the facilities are primarily Intended	<b>42</b>	42	40
(j) advancement of human rights, conflict resolution or reconciliation	<b>16</b>	16	16
(k) promotion of religious or racial harmony	<b>6</b>	7	6
(l) promotion of equality and diversity	<b>28</b>	29	27
(m) advancement of environmental protection or improvement	<b>26</b>	26	25
(n) relief of those in need by reason of disadvantage	<b>116</b>	118	115

(o) advancement of animal welfare	<b>17</b>	18	16
(p) any purpose that may reasonably be regarded as analogous to any of the above (mostly those which give grants to other charities)	<b>57</b>	58	59
Total number of registered charities by legal entity	<b>2025</b>	2024	2023
Jersey body corporate	<b>11</b>	11	12
Court-approved fideicommiss	<b>19</b>	19	16
Incorporated '1862' Association	<b>99</b>	98	98
Jersey company	<b>74</b>	69	67
Jersey foundation	<b>8</b>	7	6
Jersey trust	<b>84</b>	85	83
Other (mostly unincorporated associations)	<b>205</b>	198	192
Total	<b>500</b>	487	474
Complaints received about registered charities	<b>8</b>	11	12

Complaints received about charitable organisations not registered	<b>3</b>	6	4
Total complaints received	<b>11</b>	17	16

Income band (£)	% Jersey charities (2025)	% Jersey charities (2024)	% Jersey charities (2023)	% Eng & Wales Charities (2025)	% Eng & Wales Charities (2024)	% Eng & Wales Charities (2023)
0-to-5k	18.3	18.3	19	30.8	32.2	34.1
5k-to-10k	6.0	8.8	9	9.8	9.6	9.9
10k-to-25k	14.1	12.8	14	15.7	15.7	15.4
25k-to-50k	11.7	10.3	11	9.8	9.4	9.2
50k-to-100k	14.1	13.0	13	9.0	8.9	8.7
100k-to-250k	13.0	15.8	14	10.7	10.3	9.8
250k-to-500k	8.8	7.9	5	5.3	4.9	4.7
500k-to-1m	5.7	4.4	5	3.4	3.1	2.9
1m-to-5m	6.2	6.1	6	3.6	3.4	3.3
5m-to-10m	1.1	1.3	1	0.7	0.7	0.7
Over 10m	0.9	0.8	0.9	1.0	0.9	0.8